

MIDJ



Apelle S M CU Chair

design Beatriz Sempere, 2013

Apelle chair with sled base in lacquered metal. Seat and backrest in hide or tuscan hide.

Apelle collection is composed of different versions: chair, armchair, lounge, chaise longue and stool. To complete the collection: desk, sideboard, bookcase, coffee tables and coat rack all available in different finishings.

Colors and Materials


Structure




White steel




Black steel




Sand steel



Brown steel



Grafite metal



Industrial steel



Fango steel



Bronze metal



Pastel yellow steel



Ocher steel



Red steel




Sage green metal



Light blue metal




Ocean blue steel




Light grey steel



Facepowder pink metal




Papaya orange steel




Ash grey metal



Golden yellow metal




Bulgaro red metal



Cherry red metal




Pine green steel



Dark green metal



Chrome




Pink Gold



Golden champagne



Black Nickel




Matt black nickel



Golden bronze



Matt golden bronze



White pearl metal



Blue turquoise metal




Blue sapphire metal

Coating



Hide

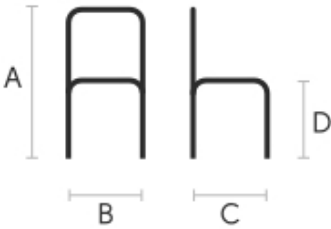
18 Colors



Tuscan hide

6 Colors

Dimensions



A (cm)	B (cm)	C (cm)	D (cm)
(inch)	(inch)	(inch)	(inch)
80	51	55	46
31.5	20.1	21.7	18.1

Volumetric Details

Weight 7 Kg
Volume 0.27 mc
Package 1

Certifications



Catas
EN 16139:2013 level L2
Extreme

Downloads

Apelle catalog (pdf) - <https://www.midj.com/images/uploads/resources/apelle-catalogo-2017.pdf>

Materials Certifications

Dark green metal

The technologies used in the previous phase of powder coating play a fundamental role in the final result of the processing. They are in fact essential to increase adherence paint on the metal surface and then guarantee its duration over time. The metal frames, following a total cleaning of the surface, pass through chemical conversion processes, creating a compact base that allows for better adhesion of the subsequent treatment. In the last phase the object subjected to the powder coating process is placed in a polymerization oven, going to form an adherent and extremely tight layer durable. This particular paint job is ideal for outdoor use.

To clean the surface, use a damp microfiber cloth with neutral soap or specific metal cleaning products. Avoid hitting or rubbing the surface with sharp objects. Do not use scourers or other abrasive materials, since they would inevitably scratch the surface. Do not leave rusty iron objects on the surface for too long.

These surface treatments are not suitable for outdoor use, but they guarantee excellent resistance to frequent use, dirt and dust.

Materials Certifications

Matt black nickel

Galvanic treatments consist in applying a thin layer of a metal or other alloy, in order that properties of the surface are modified, both from a technical and an aesthetic point of view. Through this procedure it is possible to improve specific product features, such as endurance to corrosion.

CLEANING AND MAINTENANCE

To clean the surface, use a damp microfiber cloth with neutral soap or specific metal cleaning products. Avoid hitting or rubbing the surface with sharp objects.

GENERAL TIPS

Do not use scourers or other abrasive materials, since they would inevitably scratch the surface. Do not leave rusty iron objects on the surface for too long. These surface treatments are not recommended for outdoor, naval or seaside use.

Materials Certifications

Matt golden bronze

Galvanic treatments consist in applying a thin layer of a metal or other alloy, in order that properties of the surface are modified, both from a technical and an aesthetic point of view. Through this procedure it is possible to improve specific product features, such as endurance to corrosion.

CLEANING AND MAINTENANCE

To clean the surface, use a damp microfiber cloth with neutral soap or specific metal cleaning products. Avoid hitting or rubbing the surface with sharp objects.

GENERAL TIPS

Do not use scourers or other abrasive materials, since they would inevitably scratch the surface. Do not leave rusty iron objects on the surface for too long. These surface treatments are not recommended for outdoor, naval or seaside use.

Materials Certifications

White pearl metal

The technologies used in the previous phase of powder coating play a fundamental role in the final result of the processing. They are in fact essential to increase adherence paint on the metal surface and then guarantee its duration over time. The metal frames, following a total cleaning of the surface, pass through chemical conversion processes, creating a compact base that allows for better adhesion of the subsequent treatment. In the last phase the object subjected to the powder coating process is placed in a polymerization oven, going to form an adherent and extremely tight layer durable. This particular paint job is ideal for outdoor use.

To clean the surface, use a damp microfiber cloth with neutral soap or specific metal cleaning products. Avoid hitting or rubbing the surface with sharp objects. Do not use scourers or other abrasive materials, since they would inevitably scratch the surface. Do not leave rusty iron objects on the surface for too long.

These surface treatments are not suitable for outdoor use, but they guarantee excellent resistance to frequent use, dirt and dust.

Materials Certifications

Blue turquoise metal

The technologies used in the previous phase of powder coating play a fundamental role in the final result of the processing. They are in fact essential to increase adherence paint on the metal surface and then guarantee its duration over time. The metal frames, following a total cleaning of the surface, pass through chemical conversion processes, creating a compact base that allows for better adhesion of the subsequent treatment. In the last phase the object subjected to the powder coating process is placed in a polymerization oven, going to form an adherent and extremely tight layer durable. This particular paint job is ideal for outdoor use.

To clean the surface, use a damp microfiber cloth with neutral soap or specific metal cleaning products. Avoid hitting or rubbing the surface with sharp objects. Do not use scourers or other abrasive materials, since they would inevitably scratch the surface. Do not leave rusty iron objects on the surface for too long.

These surface treatments are not suitable for outdoor use, but they guarantee excellent resistance to frequent use, dirt and dust.

Materials Certifications

Blue sapphire metal

The technologies used in the previous phase of powder coating play a fundamental role in the final result of the processing. They are in fact essential to increase adherence paint on the metal surface and then guarantee its duration over time. The metal frames, following a total cleaning of the surface, pass through chemical conversion processes, creating a compact base that allows for better adhesion of the subsequent treatment. In the last phase the object subjected to the powder coating process is placed in a polymerization oven, going to form an adherent and extremely tight layer durable. This particular paint job is ideal for outdoor use.

To clean the surface, use a damp microfiber cloth with neutral soap or specific metal cleaning products. Avoid hitting or rubbing the surface with sharp objects. Do not use scourers or other abrasive materials, since they would inevitably scratch the surface. Do not leave rusty iron objects on the surface for too long.

These surface treatments are not suitable for outdoor use, but they guarantee excellent resistance to frequent use, dirt and dust.

Materials Certifications

Hide

FIRE RESISTANCE:
CLASSE 1IM
BS 5852 1-2

Hide is hygienic and practical, wear resistant and breathable. It is obtained from skin of cattle raised for food purposes, and subsequently treated with chromium salts. Any imperfections on the hide surface are a natural feature that guarantee its originality.

CLEANING AND MAINTENANCE

Dust the surface regularly, with a dry and soft cloth. In case of stains, use only a non-abrasive damp cloth, and gently rub the area by moving the cloth in a circular direction starting from the edges of the stain towards the center. We recommend to act promptly: a delay could compromise the cleaning result. Do not use products that contain solvents or alcohol since they can damage the surface. Dry immediately after treatment. For a good conservation of the product, avoid direct sunlight, that can alter it characteristics and color, as well as exposure to heat sources.

We recommend that you always test the cleaning method on a hidden part of the item to check the resistance of the color. These tips are cleaning recommendations and do not guarantee complete stain removal.

Colour samples are to be considered approximate for each product. Slight color differences between a lot and the other are to be considered normal.

Materials Certifications

Tuscan hide

TYPE: NABUK TUSCAN HIDE

Nabuk Tuscan hide is obtained by working on the external part of the animal's skin, the fiore part. The surface is polished by using specific machinery, with the aim of obtaining a soft and velvety surface. Nabuk is a very fine hide, as only the best leathers are suitable for this type of processing, but at the same time it must be carefully maintained. Small imperfections on the surface guarantee its originality and naturalness, and are not to be considered manufacturing defects. This material is not water repellent and fears humidity. To maintain the beauty of the original color, avoid putting the Nabuk Tuscan hide into contact with water or any other liquid. Absorption of liquid can lead to an alteration of the finish.

TYPE: FIORE TUSCAN HIDE

Fiore Tuscan hide is a high-quality natural material, and softness is its main feature. Hide is not afraid to show the signs of time, that contribute to make it a unique product. Possible imperfections such as

scratches, scars or stains on its surface are a natural feature that guarantee its originality and quality. This material is not water repellent and fears humidity. To maintain the beauty of the original color, avoid putting the Fiore Tuscan hide into contact with water or any other liquid. Absorption of liquid can lead to an alteration of the finish.

CLEANING AND MAINTENANCE

Hide is a fine and durable material, but still needs special attention. Do not directly expose it to light or heat sources, in order to preserve its characteristics. Avoid damaging the surface with sharp objects. To clean it, use a soft brush such as those commonly used for clothing. Alternatively, it can also be used a soft and dry cloth. Do not use specific liquid products or conditioners to clean the hide.